

una
AUTOMATION

>>> meets



Your house
becomes smart
with the new
wireless boards

MASTER
LIVING TECHNOLOGY

1 system
that communicates
in **3** ways



BUS




Z-WAVE



ETH/WI-FI




BUS RS-485



The BUS RS-485 is the **basic communication** system of the UNA Automation boards, designed to guarantee safety and performance.

It allows you to wire the entire system with the use of only **2 wires** and to ensure stability to all system functions, monitored and operated by the Vesta board.


Z-WAVE



It is a **wireless** communication protocol designed for home automation, which connects all Z-Wave devices with the control unit by creating a **mesh network**.

It is sufficient to equip the Vesta board with the Z-Clavis device to provide the UNA Automation system with all the advantages of wireless home automation.

Ethernet / WiFi



It is the system that allows the greatest exchange of data between the UNA System and control devices.

Using an Ethernet cable, it is possible to connect the **Vesta** board to the Internet access and the **Tosca** control touch screen and interface with other **IP devices** such as video intercoms, photovoltaic inverters, Konnex gateways, audio-diffusion systems, burglar alarms and others.


The WiFi network of the building, connected to Vesta, allows the management of the system from PC, notebook, tablet, **smartphone** and Google or Amazon **voice assistants**.



A system entirely designed and manufactured in Italy, to fully meet our standards and needs, with the style and design that has always identified us in the world.

What is Z-Wave?





STANDARD

Z-Wave is a **wireless** protocol designed specifically for **home automation** in residential, commercial, hospitality and care environments and whose applications include automation, access control, efficiency and energy saving systems.

Z-Wave operates on frequencies around 900 MHz¹ which allow you to **avoid interference** with Wi-Fi and Bluetooth systems and makes the signal cross the walls of buildings with ease.

SAFE

The **encryption** used to secure Z-Wave systems offers the same strength and sophistication used by banks to protect online accounts and user access, ensuring that your home is **safe and secure**.

MESH NETWORK

Z-Wave creates a wireless mesh network that can support up to 232 devices. In mesh networks, adding multiple devices does not overload but **strengthens the network**, because each can act as a repeater.

The devices connect either to a central hub, or even to each other, and the signals can pass from one device to another (the Z-Wave protocol allows up to 4 of these "hops" or signal repetitions).

This system therefore offers **extended range** and speed in communication.

FLEXIBLE

The ease of wiring the Z-Wave boards, combined with the rapid diffusion of the signal with the mesh network, allows you to **modify and expand** the system at any time, keeping the system updated and full of features.

¹ Z-Wave systems operate on specific frequencies in each country. Contact Master for the correct product code for your installation.

What can I do?



CONNECT



EXPAND



CONTROL





Due to their flexibility and ease of use, Z-Wave devices are suitable for multiple uses.

The simplest is the creation of **small applications** or the automation of a single light point.

It is possible and convenient to use UNA Automation's Z-Wave devices to **expand** an existing home automation system, especially where there are no suitable conditions to pass additional cables.

Finally, it is possible to create **entire systems** wirelessly, both for new buildings and for renovations.

1

CONNECT
and transform
a light point

2

EXPAND
an existing
UNA bus system

3

CONTROL
your new
connected house



> CONNECT

A Z-Wave Zoe or Zula board can be **easily integrated** into any Z-Wave system and managed by a compatible controller.

Using a Vesta 2 board as a controller equipped with Z-Clavis and the Lapis programming software, the board allows the maximum possibility of programming and customization.




Vesta2 + Z-Clavis




Lapis 7*

**DO NOT CHANGE
THE CONTROLS!**



The Z-Wave Master boards allow you to use the existing buttons or switches.

* We recommend you update Lapis to version 7 or later.



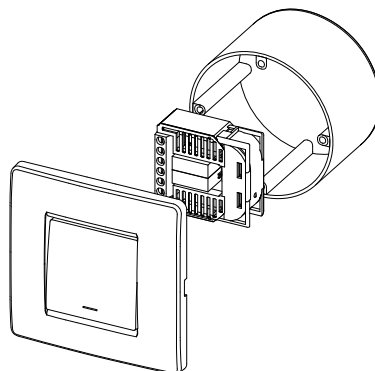


Zoe Power

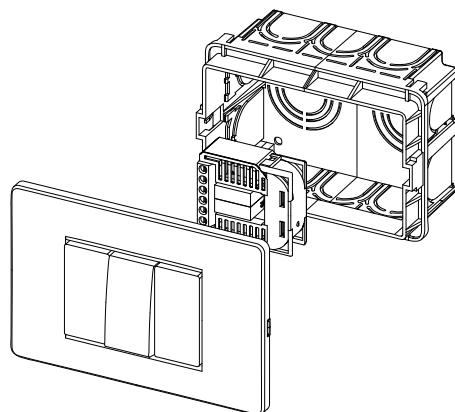
Uses existing boxes and controls

- The dimensions of Zoe and Zula allow it to be inserted into the bottom of round, square or rectangular flush-mounted boxes.

Zoe board on round box



Zoe board on rectangular box

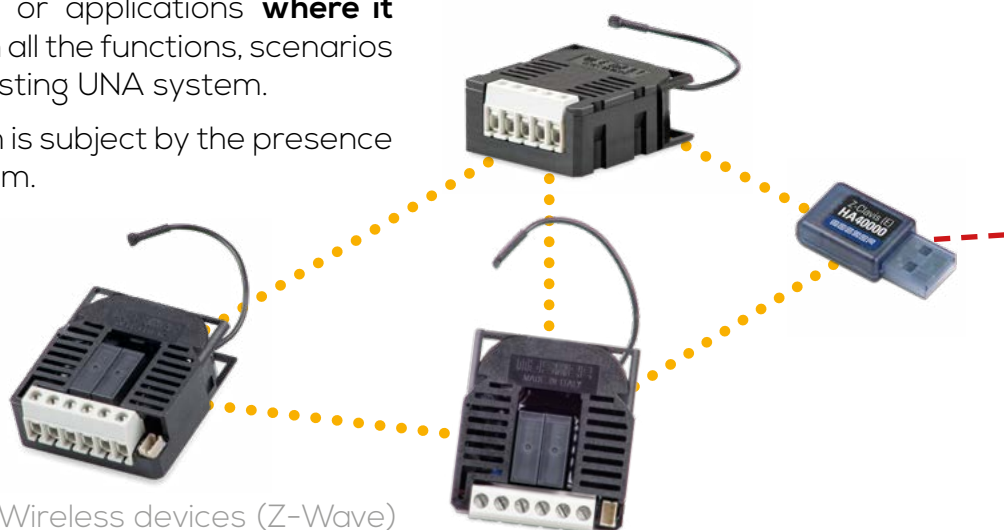


> EXPAND

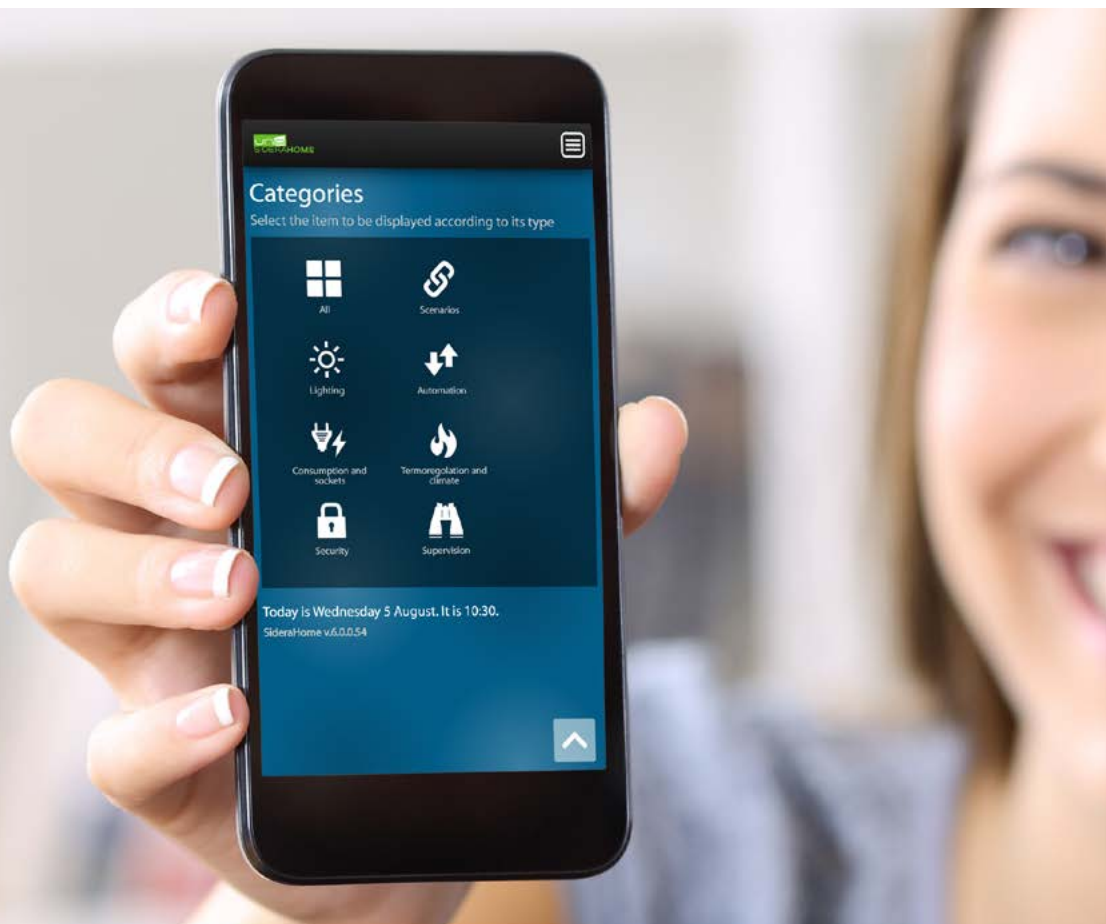
The Z-Wave UNA Automation boards become an extraordinary possibility to **extend existing home automation systems** or to increase their functionality.


Not requiring additional cables, they allow you to automate light points or applications **where it was not expected**, with all the functions, scenarios and controls of the existing UNA system.

The Z-Wave expansion is subject by the presence of Vesta 2 in the system.



Wireless devices (Z-Wave)



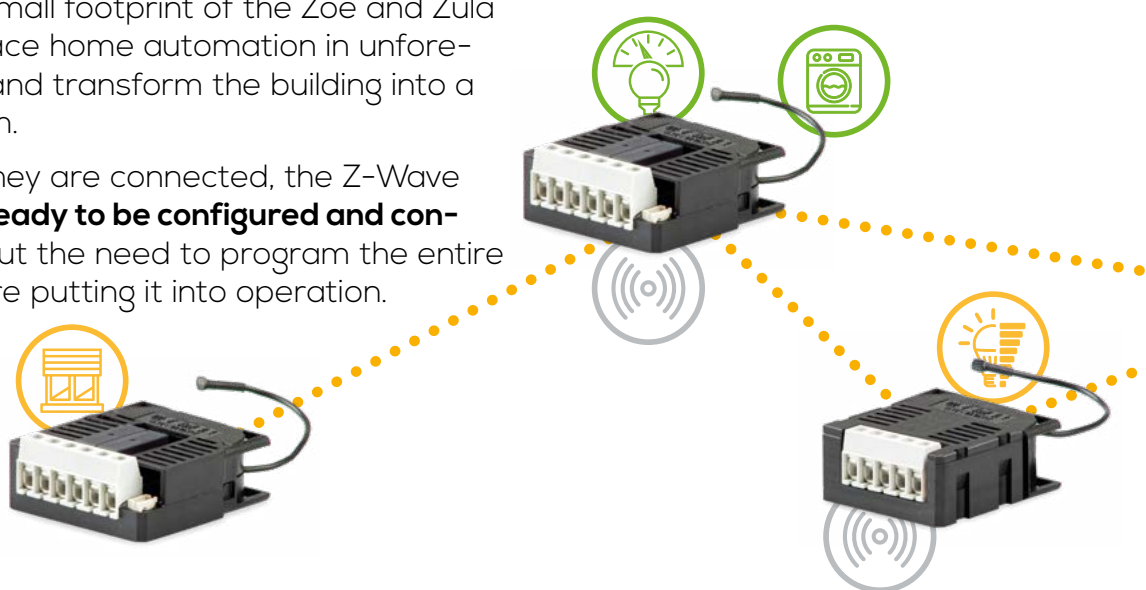


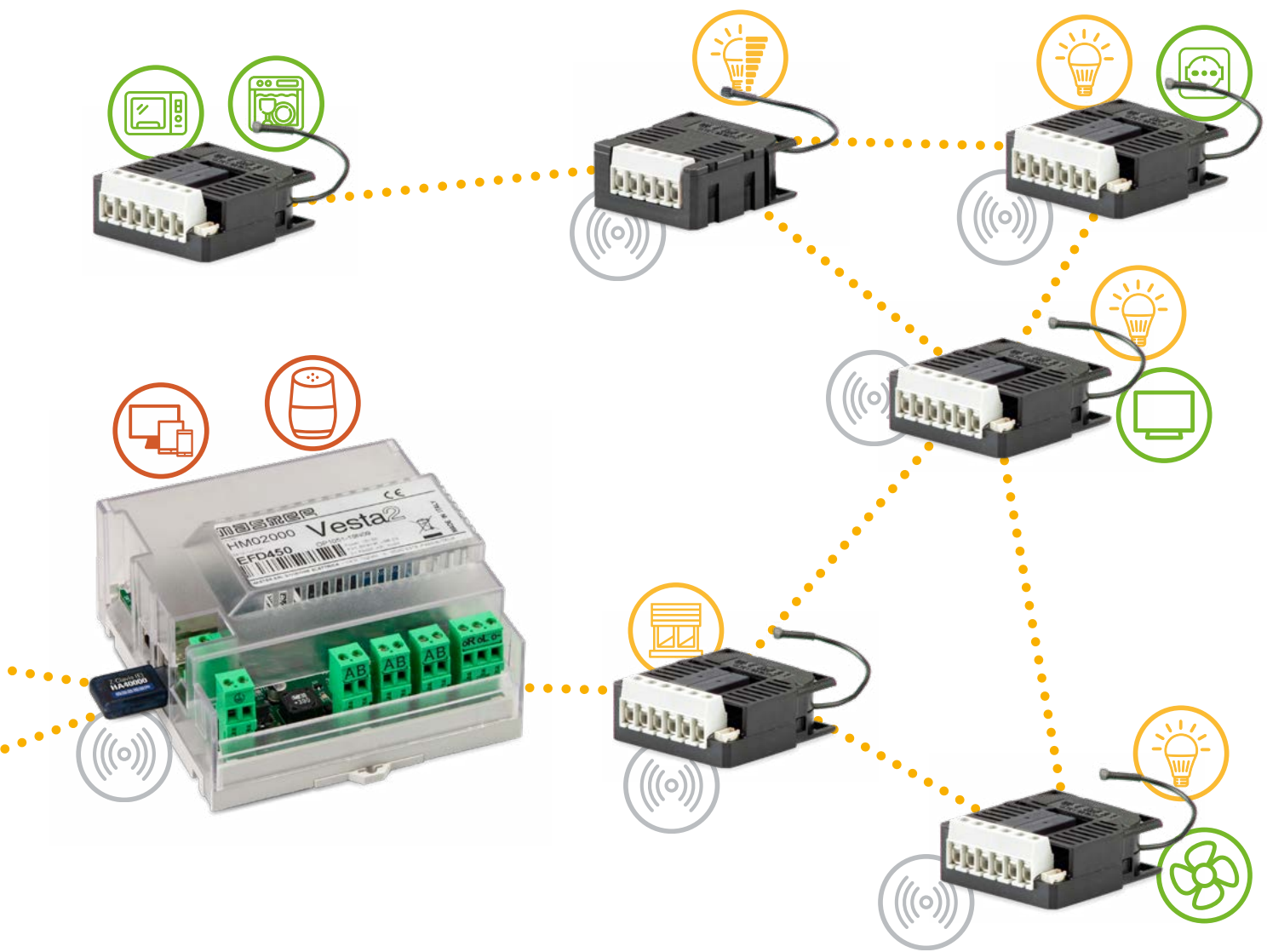
> CONTROL

The Z-Wave boards allow you to **create new systems** with all the simplicity of the UNA system and with only electrical wiring.

Even in **renovations** it is possible to take advantage of the small footprint of the Zoe and Zula boards to place home automation in unforeseen areas, and transform the building into a smart system.

As soon as they are connected, the Z-Wave boards are **ready to be configured and controlled**, without the need to program the entire system before putting it into operation.





> CONTROL

The presence of the Vesta 2 board in the system allows complete management through the **SideraHome** web service and **UNA Mobile** apps.

If connected to the Internet, the system can be reached and managed from anywhere with the **SideraWeb** service and the same **UNA Mobile** apps for iOS and Android: easy to use and with maximum security.

The UNA Automation system is also compatible with the **Google Assistant™** and **Amazon Alexa™** voice assistants, which can be used from your smartphone or from dedicated speakers and devices.



Press a wall **button** or **switch** as you have always done.



Use **Sidera Home** to manage your house directly from the WiFi network, without needing to access the Internet



Control and monitor your house from the **Tosca 2** touch screen



Turn on a light or activate a scenario in the simplest way you can think of!



Open the browser wherever you are and control your house using **Sidera Web**, in all safety.



With the **UNA Mobile app** on your smartphone or tablet you have all the control functions without worrying whether to use the local network or the Internet.



Use Amazon or Google **voice assistants** to control or create routines when you wake up.



Z-WAVE DEVICES

The boards cannot be seen, but the difference is felt. Z-Wave devices and accessories add functionality and flexibility to the UNA Automation system, without having to give up any of the countless advantages.



HOME AUTOMATION



ZOE POWER

IN-OUT

MULTI-FUNCTION BOARD



LIGHTS



AUTOMATIONS



TEMPERATURE



LOAD
MEASUREMENT



IRRIGATION



ASTRONOMICAL
CLOCK

FUNCTIONS

Zoe Power allows managing **2 automations** with **load measurement** and power limiter with automatic load disconnection.

CONNECTIONS

Zoe Power has 2 inputs, 2 relay outputs, 1 temperature probe connector and Z-Wave wireless communication.

The terminal accepts rigid or flexible wires up to **1x2.5 mm²** or **2x1.5 mm²**.

TECHNICAL CHARACTERISTICS

Zoe Power is a complete board for automation with 2 inputs up to 240V AC and 2 outputs with 230V ~ 4A relays per channel.

It supports resistive loads: max 4A per channel; inductive loads (motors): $\cos \varphi = 0.4$, max 2A / channel*. Electronic loads: LED: max 0.5 A / channel; electronic power supply: 2.4 A / channel.

The inputs are compatible with **switches, switching devices, buttons**.

The basic stand-alone functions are: switch on / off, power measurement in W/kW, timings, complex scenarios with Vesta, association, Z-Wave repeater, self-inclusion.

The board is set up for **installation in square or rectangular boxes for flush mounting** with 3 modules unified or higher, or junction boxes.

Zoe Power is supplied pre-programmed step-by-step on each output to verify its functionality, and can be configured to measure thanks to the simplified programming interface of the Lapis design software.

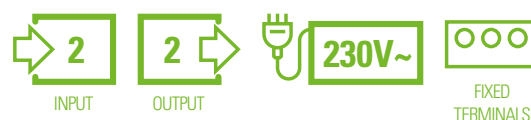
**RC snubber circuit recommended*

CODES:

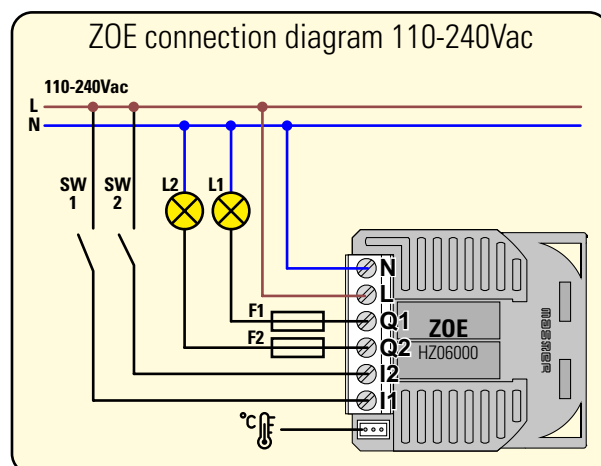
HZ06000.S Zoe Power 868.4 MHz for the Europe/CEPT/China/UAE

HZ06100 Zoe Power 921.4 MHz for Australia/New Zeland/Dominican Rep./Venezuela

HZ06200 Zoe Power 908.4 MHz for USA/Canada/Mexico/Panama



Power supply	110-240V AC
Absorbed power (max)	0.4W
Communication	Z-Wave plus
Terminals	Non-extractable
Inputs	2
Analogue inputs (probes/sensors)	1
Max outputs 250V~ 4A NO	2
Astronomical clock	No
Maximum board power	2x4A
Pre-programmed functions	Latching
DIN bar connection (modules)	No
Dimensions (LxHxD max)	42x44x17mm



ZOE SHUTTER

IN/OUT BOARD FOR ROLLER BLIND CONTROL



LIGHTS



AUTOMATIONS



TEMPERATURE

LOAD
MEASUREMENT

IRRIGATION

ASTRONOMICAL
CLOCK

FUNCTIONS

Zoe Shutter allows you to manage **the ascent and descent** of a curtain or rolling shutter with **load measurement**, with the possibility of choosing the desired opening or closing level; it integrates the sunshade function.

CONNECTIONS

Zoe Shutter has 2 inputs, 2 relay outputs, 1 connector for temperature probe and Z-Wave wireless communication.

The terminal accepts rigid or flexible wires up to **1x2.5 mm²** or **2x1.5 mm²**.

TECHNICAL CHARACTERISTICS

Zoe Shutter is a complete board for automation with 2 mains voltage inputs and 2 interlocked outputs with 230V ~ 4A relays per channel. It supports inductive loads (motors): $\cos \varphi = 0.4$, max 2A / channel*. The inputs are compatible with buttons.

The basic stand-alone functions are: **up/down** with interlock, power measurement in W/kW, timings, complex scenarios with Vesta, association, Z-Wave repeater, self-inclusion.

The board is set up for installation in square or rectangular **boxes for flush mounting** with 3 modules unified or higher, or junction boxes.

Zoe Shutter is supplied pre-programmed with the up/down function to check its functionality, and can be configured to measure thanks to the simplified programming interface of the Lapis design software.

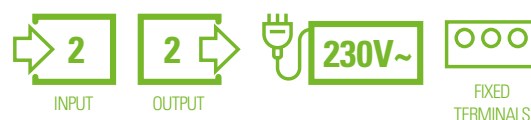
**RC snubber circuit recommended*

CODES:

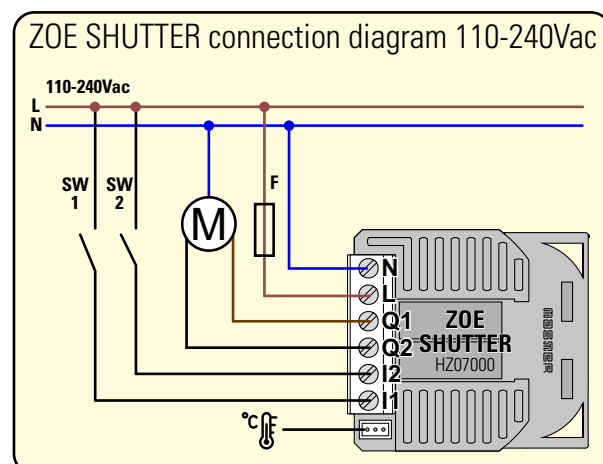
HZ07000 Zoe Shutter 868.4 MHz for the Europe/CEPT/China/UAE

HZ07100 Zoe Shutter 921.4 MHz for Australia/New Zeland/Dominican Rep./Venezuela

HZ07200 Zoe Shutter 908.4 MHz for USA/Canada/Mexico/Panama



Power supply	110-240V AC
Absorbed power (max)	0.4W
Communication	Z-Wave plus
Terminals	Non-extractable
Inputs	2
Analogue inputs (probes/sensors)	1
Max outputs 250V~ 4A NO	2
Astronomical clock	No
Maximum board power	4A
Pre-programmed functions	Blind
DIN bar connection (modules)	No
Dimensions (LxHxD max)	42x44x17mm



ZULA DIMMER BOARD



LIGHTS



AUTOMATIONS



TEMPERATURE



LOAD
MEASUREMENT



IRRIGATION



ASTRONOMICAL
CLOCK

FUNCTIONS

Zula allows you to manage and control 1 light with load measurement.

CONNECTIONS

Zula has 1 input, 1 output with dimmer switch and Z-Wave wireless communication.

The terminal accepts rigid or flexible wires up to **1x2.5 mm²** or **2x1.5 mm²**.

TECHNICAL CHARACTERISTICS

Zula is an automation board with 1 input up to 240V AC and 1 dimmed output.

It supports resistive loads max 0.83A; **LED, CFL and halogen lamps** 0.62A max.*

The inputs are compatible with buttons.

The basic stand-alone functions are: switch on/off, power regulation, power measurement in W/kW, timings, complex scenarios with Vesta, association, Z-Wave repeater, self-inclusion.

The board is set up for installation in square or rectangular **boxes for flush mounting** with 3 modules unified or higher, or junction boxes.

Zula is supplied pre-programmed and can be configured to measure thanks to the simplified programming interface of the Lapis design software.

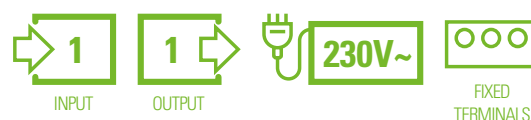
* Contact Master for compatibility with different types of lamps.

CODES:

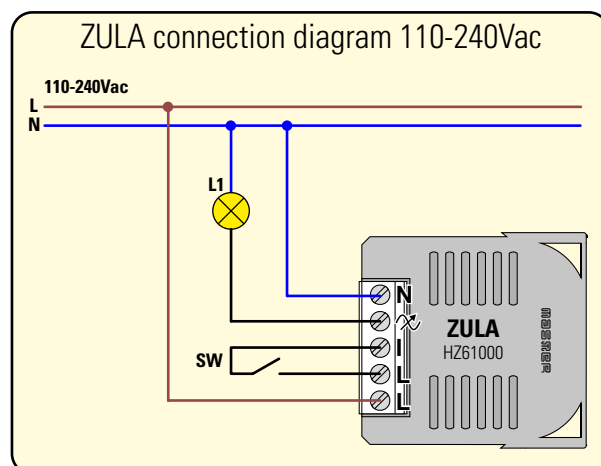
HZ61000 Zula 868.4 MHz for the Europe/CEPT/China/UAE

HZ61100 Zula 921.4 MHz for Australia/New Zeland/Dominican Rep./Venezuela

HZ61200 Zula 908.4 MHz for USA/Canada/Mexico/Panama

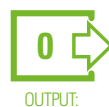



Power supply	110-240V AC
Absorbed power (max)	0.4W
Communication	Z-Wave plus
Terminals	Non-extractable
Inputs	2
Analogue inputs (probes/sensors)	1
Outputs 250V~ NO max	1
Astronomical clock	No
Maximum board power	0.83A
Pre-programmed functions	Latching
DIN bar connection (modules)	No
Dimensions (LxHxD max)	41x42x18mm



TEMPERATURE PROBE

1 MODULE



FUNCTIONS

Digital probe for ambient temperature measurement, with 1 module for the Master Modo, Modo Steel and Mix civil series.

TECHNICAL CHARACTERISTICS

The digital temperature probe is an accessory **for the Zoe Power and Zoe Shutter boards**, with a 120cm cable and connection connector already included. It allows to use one of the compatible boards also for the detection of the ambient temperature, without interfering with the other functions of the board.

It requires Vesta installed in the system.


Power supply	-
Absorbed power (max)	-
Communication port	-
Terminal	Fixed for Zoe
Digital inputs	0
Astronomical clock	No
Pre-programmed functions	-
DIN bar connection (modules)	-
Dimensions (LxHxD max)	22x45x33mm

CODES

HA10660	MODO dark grey digital probe
HA10661	MODO Steel digital probe
HA10662	MODO white digital probe
HA10663	MIX digital probe

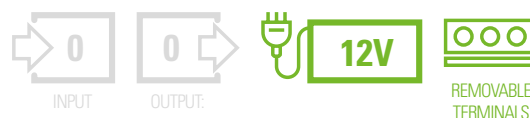


VESTA 2 SYSTEM MANAGEMENT BOARD



FUNCTIONS

Vesta 2 allows you to control and coordinate the other system boards connected. The Ethernet connection makes all system data available for any device that can connect up to the internet.



CONNECTIONS

Vesta 2 has two USB 2.0 ports, one Ethernet 10/100 Mbps port, a 12V DC power supply, an earthing terminal, 3 RS-485 bus channels and one pre-amplified stereo audio output.

TECHNICAL CHARACTERISTICS

Vesta 2 is an extremely high performing, low energy consumption micro-computer with high mass memory and calculation power. It connects via RS-485 bus to the UNA system boards comprising the home automation system and to a home network using an Ethernet cable. It uses routers or wireless access points in the home system and permits control of connected boards through **Sidera Home**, a web interface that can be customised with system maps and controls.

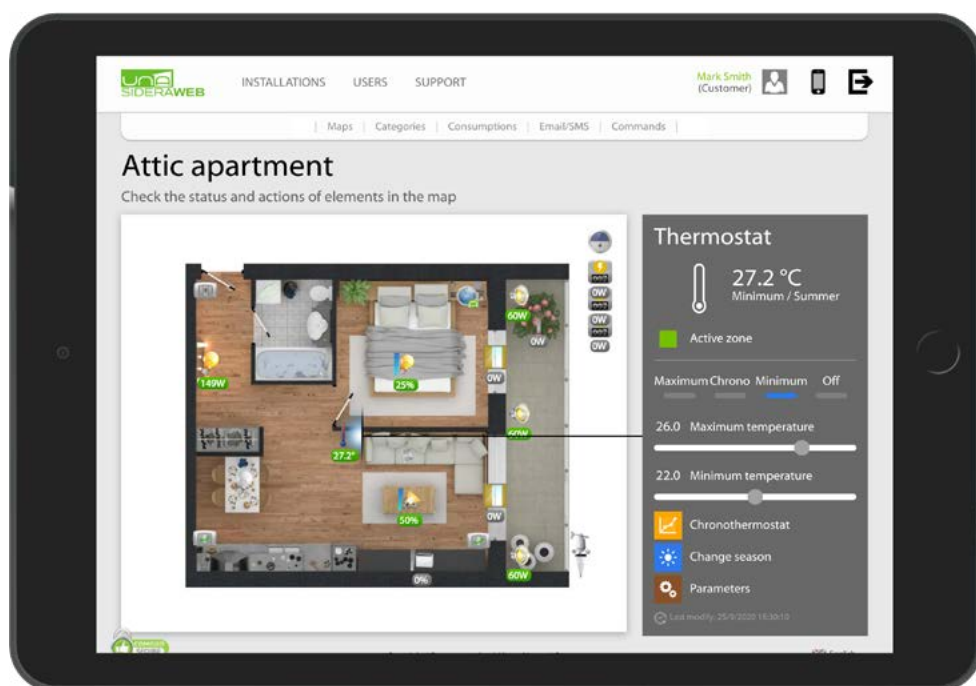
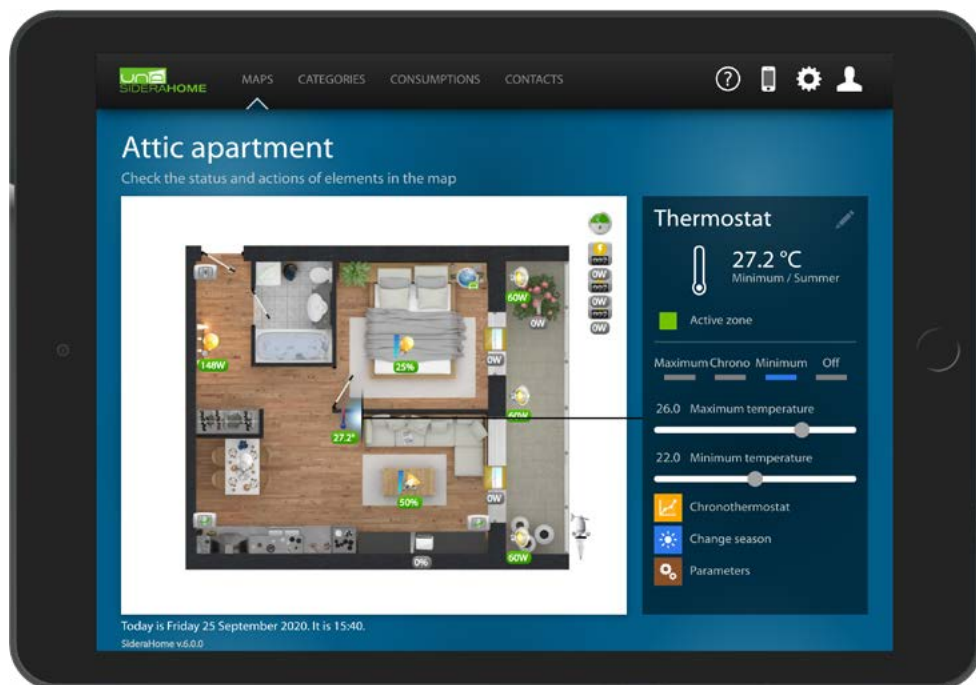
The interface may be used with any browser from any browser and is fully compatible with laptop computers, palmtops, desktops, Smartphones, iPhones and other such devices. If connected to an Eva Power, MiniEva Power, Tamara, or Zoe Power board, Vesta 2 keeps a record of the use and consumption of lines/utilities in its internal memory and allows export for filing.

Vesta 2 also permits definition and execution of operating scenarios. The Lapis software also allows you to programme the implementation of scenarios involving several boards connected up to a single system. The board is set up for fastening on a control panel with a 12-module DIN guide (6.5 modules for the board and remaining space for the lateral connections) and, thanks to the optional side rings, can be screwed onto junction boxes or plasterboard walls. All connections are made using extractable printed terminal blocks to facilitate wiring and replacement. Finally, Vesta 2 can use a home internet connection to enable system access through **Sidera Web**, the UNA on-line service. This gives you complete control over your home from any internet access point the world over, any time, night or day.

Power supply	12V DC
Secondary supply	-
Absorbed power (max)	6W
Communication port	1x Rs485 1x Ethernet 2x USB 2.0
Terminals	Extractable
Digital inputs	0
Analogue inputs (probes/sensors)	0
Max outputs 250V~ 12A NO/NC	0
Max outputs 250V~ 5A NO	0
Number of 0-10V analogue outputs	0
Astronomical clock	No
Maximum board power	-
Pre-programmed functions	-
DIN bar connection (modules)	6.5
Dimensions (LxHxD max)	112x115x58mm

CODE:

HM02000 Vesta 2 (1 pc. pack)



Z-CLAVIS VESTA ADAPTER

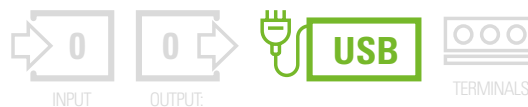


FUNCTIONS

Z-Clavis is a USB adapter for **Vesta 2** board that allows you to communicate with Z-Wave devices.

TECHNICAL CHARACTERISTICS

Z-Clavis is a USB communication interface for Z-Wave system, to be installed on Vesta 2 boards. It requires Lapis software and UNA system with version 7 or later for system programming and configuration. Z-Clavis does not work if installed on USB ports of 1st generation Vesta (HM01000 / HM01500) or any other electronic device.



Power supply	USB (5V DC)
Absorbed power (max)	0.5W
Communication port	USB
Terminals	-
DIN bar connection (modules)	No
Dimensions (LxHxD max)	35x17x8mm

CODES:

HA40000 Z-Clavis (E) for the European market
(1 pc. pack)

HA40100 Z-Clavis (H) for Australia/New Zealand/
Dominican Rep./Venezuela (1 pc. pack)

HA40200 Z-Clavis (U) for USA/Canada/Mexico/
Panama (1 pc. pack)

LAPIS SET-UP SOFTWARE

FUNCTIONS

Lapis is the tool allowing the installer to configure and set up the UNA system simply and efficiently. It also allows him to intervene quickly where assistance is required.

TECHNICAL CHARACTERISTICS

Lapis software is used to programme UNA system components. It uses a simple, intuitive interface designed to facilitate self-teaching. Lapis is multi-format and multilingual: a single USB drive contains the installation software for Windows®, Mac OS X® and for the main Linux distributions.

Lapis connects to the Vesta board via the Ethernet network, and can perform simultaneous programming of all system components. The self-configuration functions allow the designer to deal merely with the definition of the system, leaving Lapis to carry out all technical checks and more complex programming. Lapis automatically updates over the internet, notifying the user of new features when it starts up and making sure you have the latest release at all times and all UNA system components are updated.

Finally, Lapis allows the designer to save and recover his project on Vesta, and the protected backup of the project on the SideraWeb service.



CODE:

HW10700 Lapis on USB pendrive (1 pc. pack)



The entire range of the UNA Automation system, compatible with Z-Wave devices, can be consulted on the website www.domologica.it and in the MASTER Domologica catalogue.

Ok Google, ask Master Automation to turn on the kitchen light

Turn on Kitchen Light

Ok Google, ask Master Automation the status of the kitchen light

The light Kitchen is on

Alexa, ask Master Automation to turn everything off

Press Turn Off Everything

Alexa, ask Master Automation the temperature of the living room

The thermostat is measuring 22 °C



UNA
MOBILE

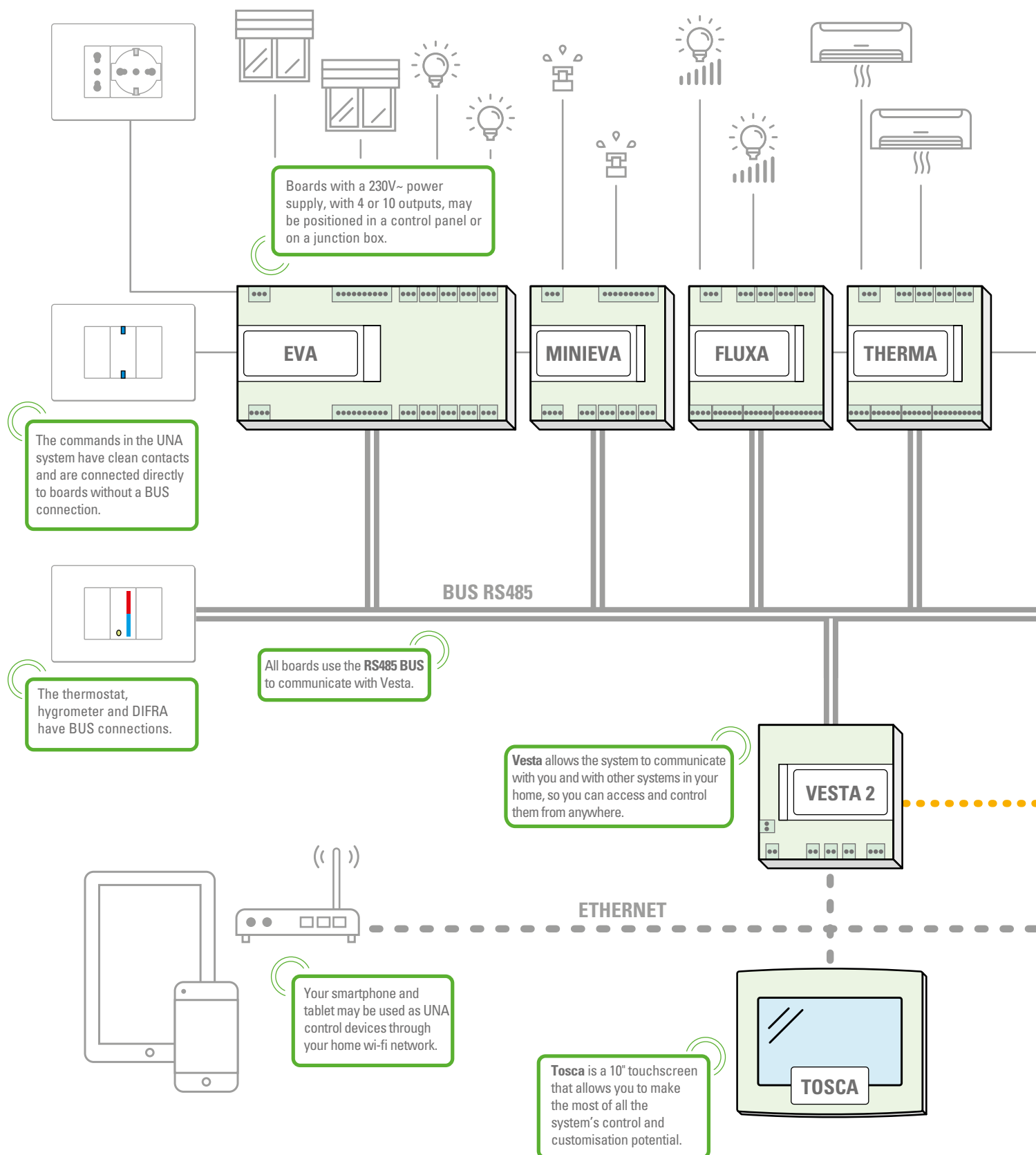
Available on the
App Store

Google play

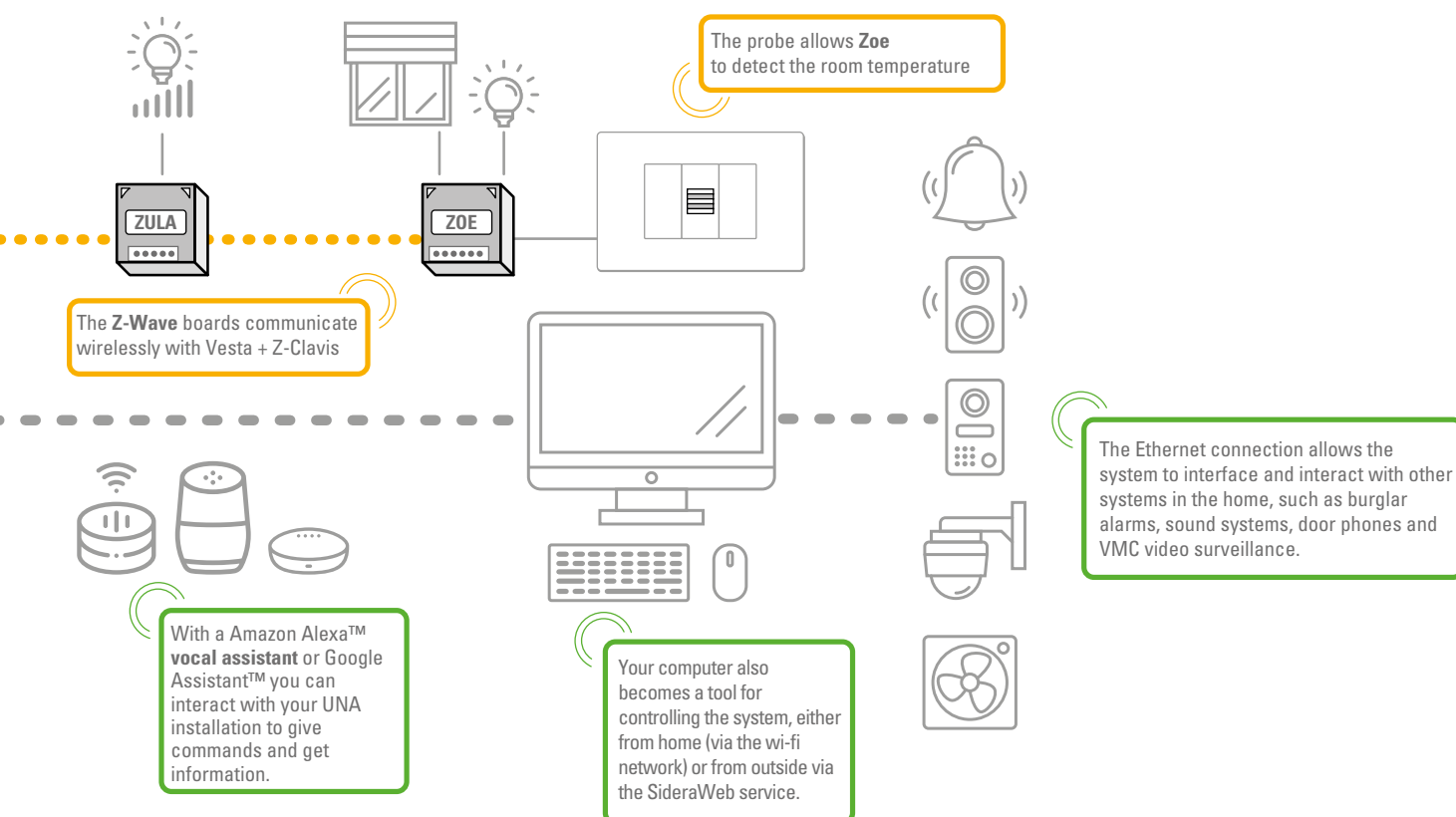
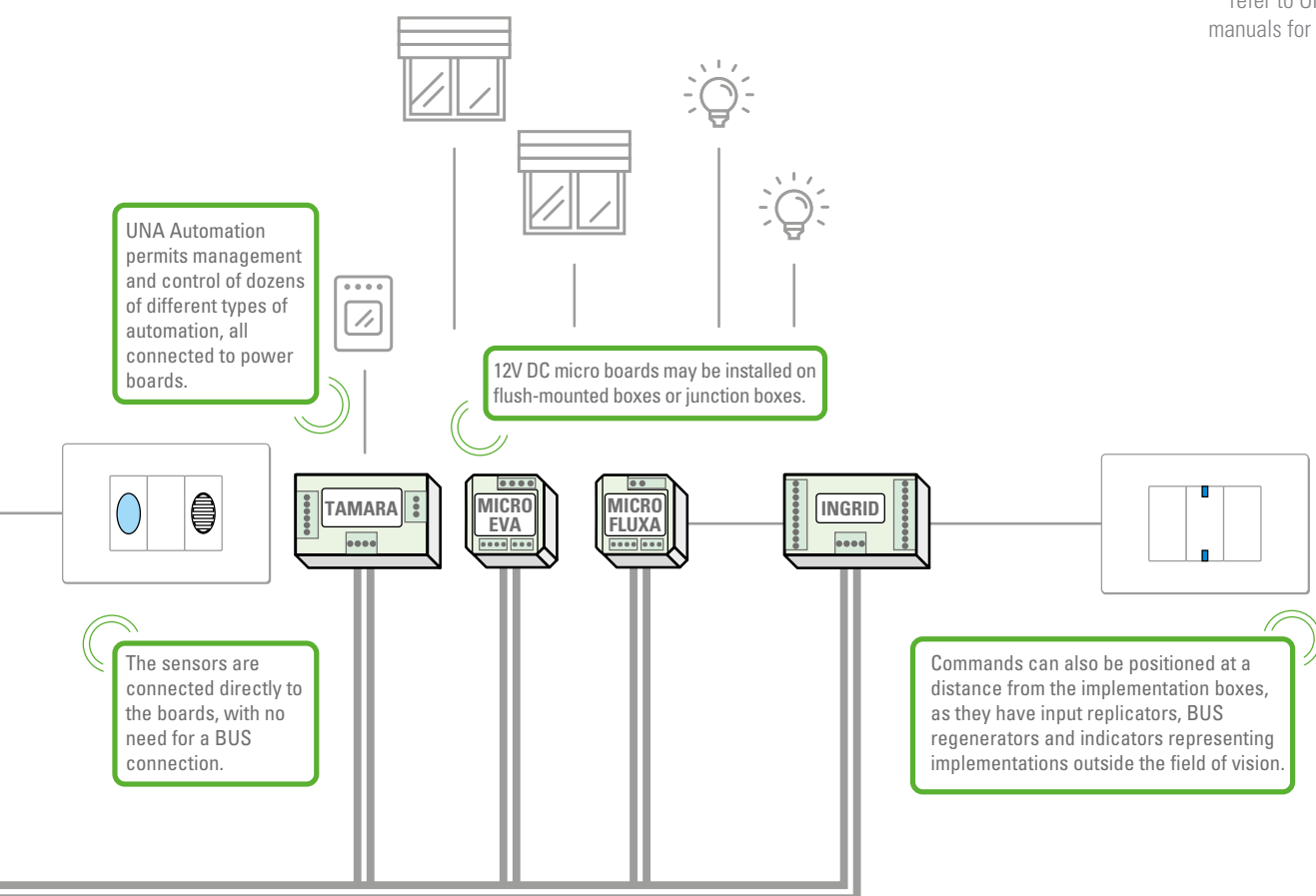
The connected UNA Automation system is fully compatible with Google Home™ and Amazon Alexa™ voice assistants.

You can manage your system with the UNA Mobile app, both on a local WiFi network and from the web, in complete safety.

SAMPLE DIAGRAM OF THE UNA SYSTEM ARCHITECTURE



Sample diagram:
refer to UNA Automation
manuals for detailed wiring
instructions.





CONNECT

EXPAND

CONTROL

MASTER
LIVING TECHNOLOGY

Master srl Divisione Elettrica
Via Mario Tognato, 16 - 35042 Este (Padova) ITALIA
Tel. +39 0429 602777 - Fax +39 0429 601247
master@master.it
www.master.it - www.domologica.com